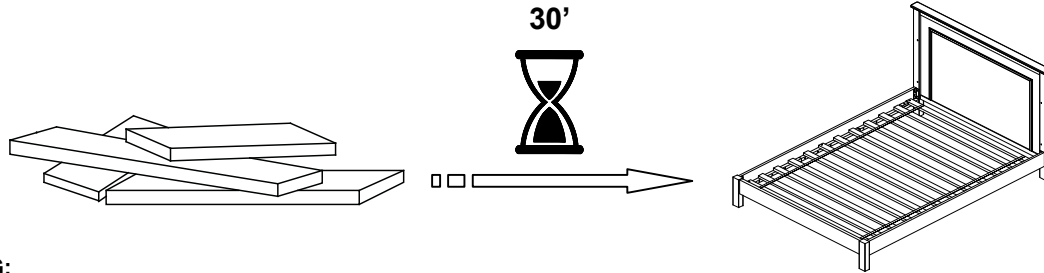


FILLMORE



⚠ WARNING:

- To help prevent entrapment, the minimum mattress height with this bed must be 9 inches.

⚠ MISE EN GARDE:

- Pour empêcher le coincement, la hauteur du matelas doit être au moins 9 pouces.

⚠ ADVERTENCIA:

- Para ayudar a prevenir atascamientos, la altura mínima del colchón con esta cama debe ser 9 pulgadas.

04-000-285-1

⚠ ENGLISH

- Do not dispose of any packaging or contents of the shipping carton until assembly is completed to avoid accidentally discarding small parts or hardware.

⚠ FRANÇAIS

- Ne jetez rien des produits d'emballage et du contenu de la boîte jusqu'à ce que l'assemblage soit terminé, afin d'éviter de jeter par mégarde de petites pièces ou des morceaux.

⚠ ESPAÑOL

- Para evitar desechar accidentalmente las partes pequeñas o las piezas de ferretería, no tirar el embalaje o contenido de la caja hasta que el ensamblaje esté completo.

Care Instructions:

- Dust often using a clean, soft, dry and lint-free cloth.
- When blot spills, wipe with a clean, damp cloth immediately.
- We do not recommend the use of chemical cleansers, abrasives or furniture polish on our lacquered finish.
- Hardware may loosen over time. Periodically check to make sure all connections are tight. Re-tighten if necessary.

Instructions d'entretien :


- Épousseter régulièrement avec un chiffon propre, doux et non pelucheux.
- Éponger immédiatement les liquides renversés et essuyer à l'aide d'un chiffon propre et humide.
- L'utilisation de produits nettoyants chimiques, d'abrasifs ou d'encaustiques sur nos finitions laquées n'est pas recommandée.
- Le matériel de fixation peut se desserrer avec le temps. Vérifiez régulièrement afin de vous assurer que tous les raccords sont bien serrés. Resserrez-les au besoin.

02-November-2019

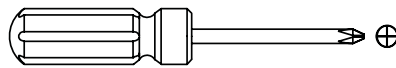
3/5

Instrucciones de cuidado:


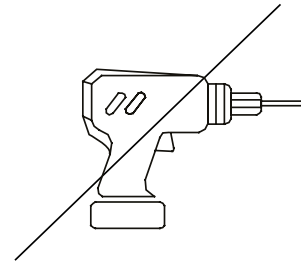
- Limpiar el polvo con un trapo limpio, suave, seco y libre de pelusas.
- Secar los derrames de inmediato y limpiar con un trapo limpio y húmedo.
- Recomendamos no usar limpiadores químicos, abrasivos o lustramuebles sobre el acabado barnizado.
- Las piezas de ferretería pueden aflojarse con el tiempo. Controlar periódicamente que estén bien ajustadas. Si es necesario, volver a ajustarlas.



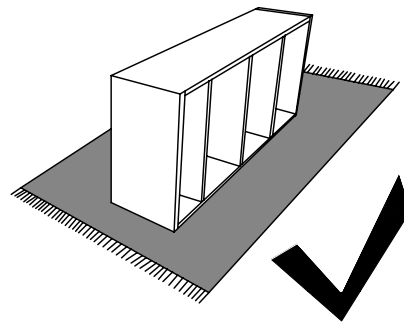

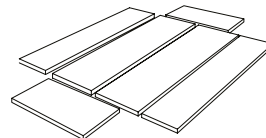


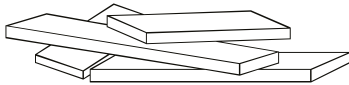

X2

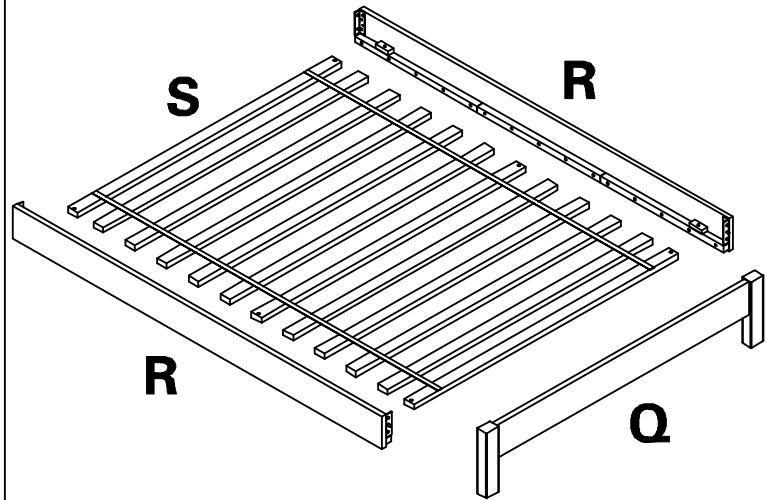
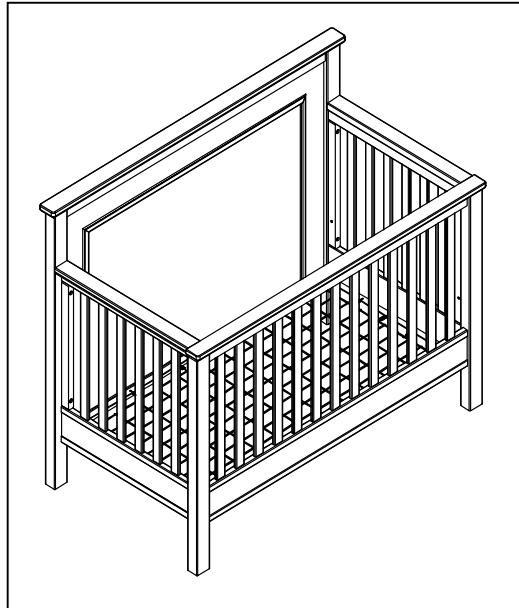


(NOT INCLUDED / NON INCLUS / NO INCLUIDAS)




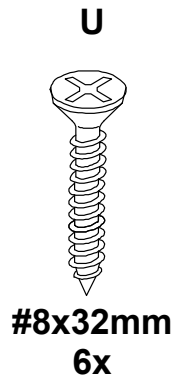
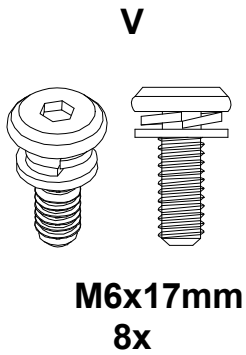
?



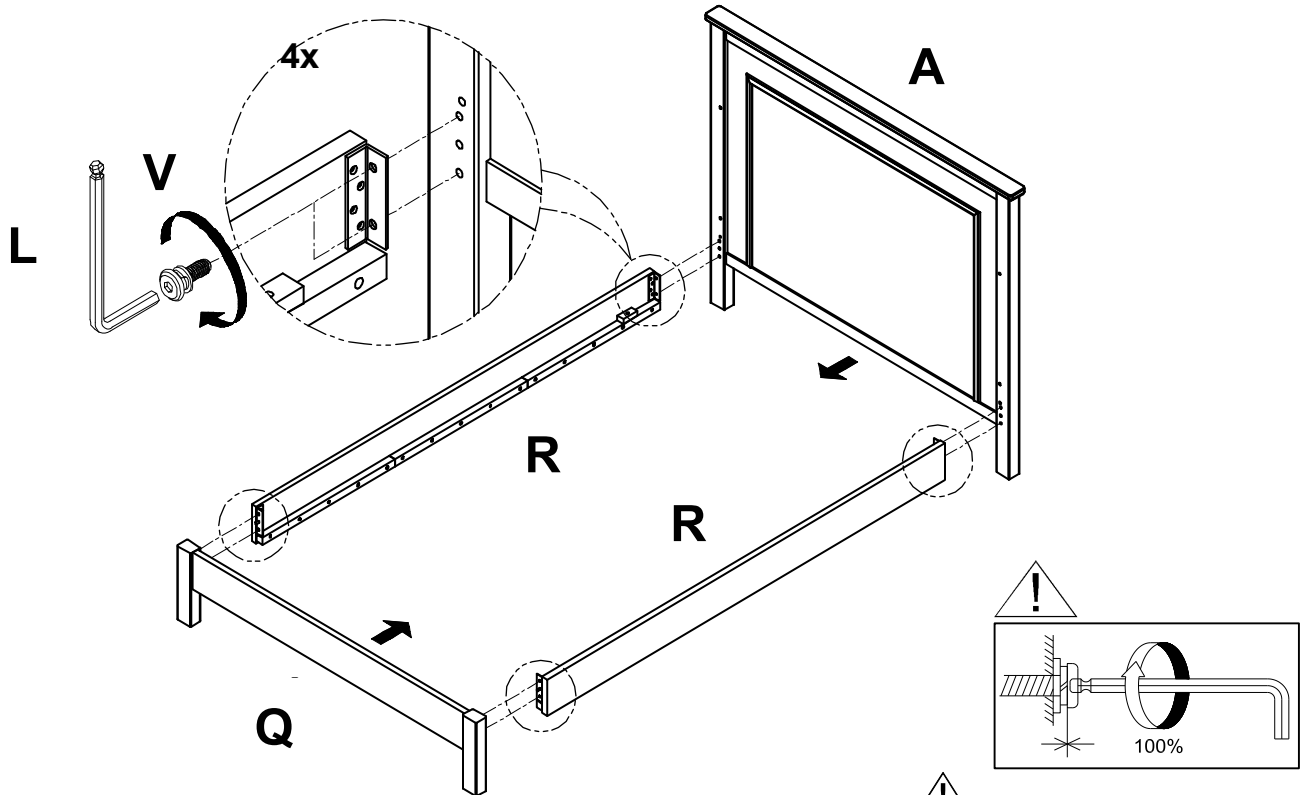


Fillmore 4-in-1 Crib (sold separately)
Lit D'enfant Fillmore 4 dans 1 (Vendu séparément)
La cuna 4 en 1 Fillmore (se vende por separado)

HARDWARE INCLUDED/ INCLUS/ INCLUIDAS:



1



2

