


NICO & YEYE

PEE.WEE TABLE



PRE-ASSEMBLY:

- Adult assembly required.
- Please review product assembly manual before using and or attempting to assemble furniture.
- Please review our Warnings and Warranty manual.
- Remove all parts and hardware from the box and lay out on a flat, carpeted, or scratch-free surface, this will avoid damaging any parts during assembly. Do not dispose of any contents until assembly is completed to avoid accidentally discarding.
- Do not fully tighten all bolts until all parts are in place. Failure to follow these instructions may cause the bolts to misalign during assembly.
- If using power tools to aid in assembly please use caution. Power tools can damage hardware or split wood.

CUSTOMER SERVICE

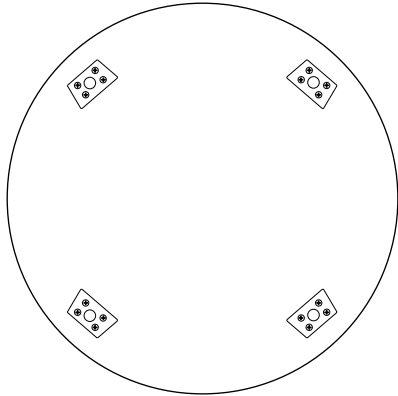
If you are missing parts or have any questions about this product, please contact us at customerservice@nicoandyeye.com or (866) NIC YEYE

ASSEMBLY INSTRUCTIONS


PARTS IDENTIFIER

NOTE: HARDWARE NOT SHOWN TO ACTUAL SIZE

A

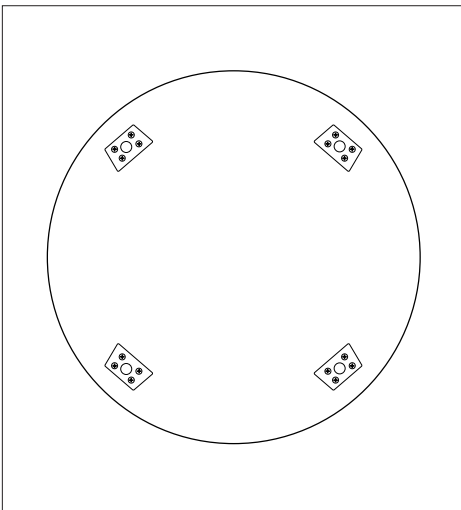


B



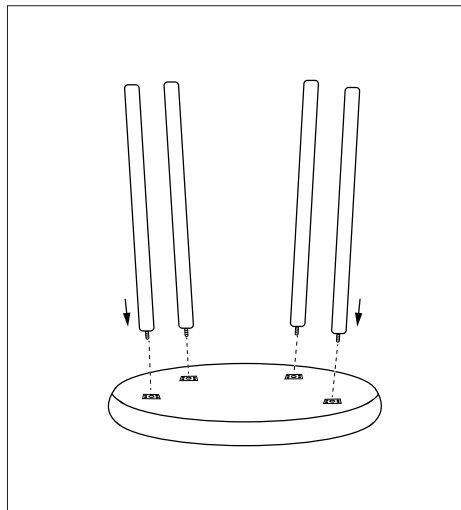
PART	DESCRIPTION	QUANTITY
A	Round Table Top	1
B	Table Legs	4

1




Lay round table top (A) on level ground color face down.

2



Screw in table legs (B) to round table top as seen in image.

3



Flip and adjust by hand until tight.